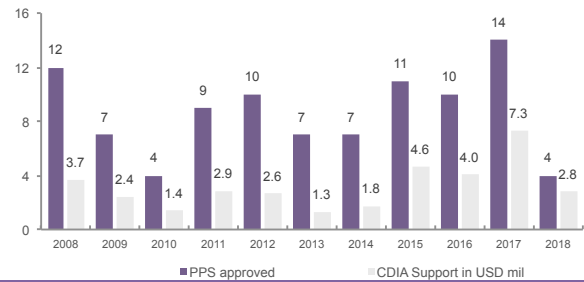


CDIA MONTHLY PROGRESS UPDATE

Results Summary as of 28 February 2019

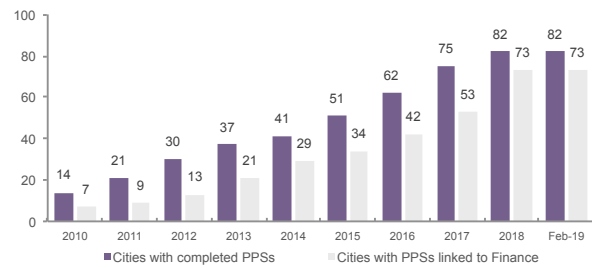
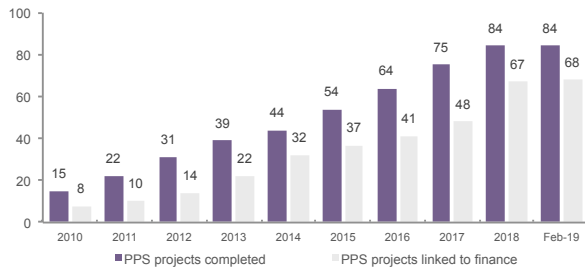
Annual Trend in PPS Approval

- 95** cities in 19 DMCs provided with PPS support
- 84** completed PPSs in 82 cities
- 68** PPSs in 73 cities linked to \$ 9.9B downstream financing
- 11** ongoing PPSs in 18 cities



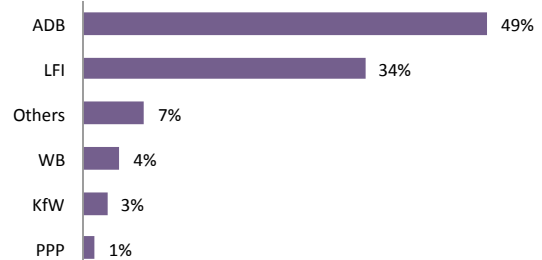
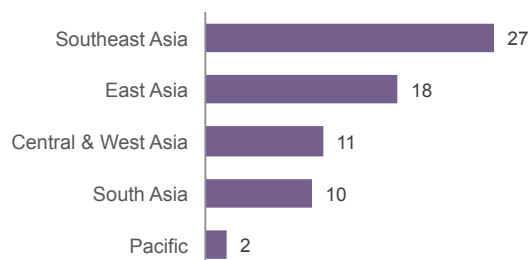
PPS Completed and Linked to Finance

Cities with PPS Linked to Finance



PPS Linked to Finance by Region

PPS Linked to Finance by Funder



Status of PPS Interventions as of 28 February 2019

Region	Country	No. of cities with PPS Support	No. of Completed PPSs	No. of Ongoing PPSs	No. of cities Linked to Finance	No. of PPSs Linked to Finance	Amount Linked in \$ million
Central and West Asia	Georgia	1	3	1	1	3	88
	Kyrgyzstan	1	1	-	1	1	8
	Pakistan	11	5	1	11	6	1,736
	Tajikistan	1	1	-	1	1	41
	Sub-total	14	10	2	14	11	1,873
East Asia	Mongolia	2	6	-	2	4	253
	China	17	18	1	13	14	6,129
	Sub-total	19	24	1	15	18	6,381
Pacific	Fiji	1	1	-	1	1	15
	Vanuatu	1	-	1	1	1	12
	Sub-total	2	1	1	2	2	27
South Asia	Bangladesh	2	3	-	1	2	152
	India	10	9	1	6	6	162
	Nepal	1	1	-	1	1	30
	Sri Lanka	2	1	1	1	1	150
	Sub-total	15	14	2	9	10	494
Southeast Asia	Cambodia	9	3	1	9	4	260
	Indonesia	18	15	2	11	10	488
	Laos	1	1	-	1	1	32
	Myanmar	1	1	2	1	1	150
	Philippines	9	9	-	6	6	164
	Thailand	1	1	-	1	1	28
	Vietnam	6	5	-	4	4	12
Sub-total	45	35	5	33	27	1,132	
Cumulative Total (2007 - 2019)		95	84	11	73	68	9,907